

(1)(a) Statement showing ShareHolding Pattern

Name of the Company /


Name of the Scrip :

Wanbury Ltd.

Quarter Ended : 30-09-2015

Scrip Code : 524212

Class of security : Equity



Partly paid-up Shares	No. of Partly paid-up Shares	As a % of total No. of Partly paid-up Shares	As a % of Total no. of Shares of the Company
Held by Promoters/ Promoters Group	-	-	-
Held by Public	-	-	-
TOTAL - D	-	-	-
Outstanding Conv. Securities	No. of Outstanding Securities	As a % of Total no. of O/S Conv. Securities	As a % of Total no. of shares of the Co., assuming full conv.
Held by Promoters/ Promoters Group	-	-	-
Held by Public	58,199	100.00	2.16
TOTAL - E	58,199	100.00	2.16
Warrants :	No. of Warrants	As a % of Total no. of Warrants	As a % of Total no. of shares of the Co., assuming full conv.
Held by Promoters/ Promoters Group	11,11,110	98.74	5.15
Held by Public	14,126	1.26	0.07
TOTAL - F	11,25,236	100.00	5.22
Total paid-up Capital of the Company assuming full conv. Of warrants & securities	2,15,60,114	100.00	

NOTES:

- 1). 58,199 Optionally Fully Convertible Debenture (OFCDs) of face value of Rs.1,000/- each convertible into Equity Shares. The Conversion price of these OFCDs shall be highest of : (a) 67 % of the 3 months average weekly closing high low price per share quoted on the BSE preceding the date of notice of conversion or (b) 1 price of Rs.125 per share. (for calculation purpose we have taken conversion price of Rs.125/- per share).
- 2). Each Warrant entitles the holder to exercise the option to convert the warrant into one fully paid equity share having face value of Rs.10 each at a premium of Rs.125/-.




Statement Showing Shareholding Pattern - Table (a)

Wanbury Ltd.

Scrip Code : 524212

Quarter Ended : 30-09-2015



Category code	Category of Shareholder	Number of Shareholders	Total number of shares	Number of shares held in dematerialized form	Total shareholding as a percentage of total number of shares		Shares pledged or otherwise encumbered	
					As a percentage of (A+B) ¹	As a percentage of (A+B+C)	Number of shares	As a % of Total No. of Shares
(A)	Shareholding of Promoter and Promoter Group ²							
1	Indian							
a	Individual/Huf	0	0	0	0.00	0.00	0	0.00
b	Central/State Gov	0	0	0	0.00	0.00	0	0.00
c	Bodies Corporates	2	6754730	6754730	33.83	33.83	6750973	99.94
d	Fins / Banks	0	0	0	0.00	0.00	0	0.00
e	Any Other specify	0	0	0	0.00	0.00	0	0.00
e-1		0	0	0	0.00	0.00	0	0.00
e-2		0	0	0	0.00	0.00	0	0.00
		0	0	0	0.00	0.00	0	0.00
	Sub Total(A)(1)	2	6754730	6754730	33.83	33.83	6750973	99.94
2	Foreign							
a	Indv NRI/For Ind	0	0	0	0.00	0.00	0	0.00
b	Bodies Corporate	1	3024000	0	15.14	15.14	0	0.00
c	Institutions	0	0	0	0.00	0.00	0	0.00
d	Qualified For.Inv.	0	0	0	0.00	0.00	0	0.00
e	Any Other Specify	0	0	0	0.00	0.00	0	0.00
e-1		0	0	0	0.00	0.00	0	0.00
e-2		0	0	0	0.00	0.00	0	0.00
		0	0	0	0.00	0.00	0	0.00
	Sub Total(A)(2)	1	3024000	0	15.14	15.14	0	0.00
	Total Shareholding of Promoter and Promoter Group Total (A)= (A)(1)+(A)(2)	3	9778730	6754730	48.97	48.97	6750973	69.04
(B)	Public shareholding							
1	Institutions							
a	Mutual Funds	3	115	66	0.00	0.00		
b	Fins / Banks	2	3472	2951	0.02	0.02		
c	Central/State Govt	1	1	1	0.00	0.00		
d	Venture Cap Fund	0	0	0	0.00	0.00		
e	Insurance Comp(s)	2	750729	750729	3.76	3.76		
f	Foreign Ins Invest	0	0	0	0.00	0.00		
g	Foreign Ven Cap In	0	0	0	0.00	0.00		
h	Qualified For.Inv.	0	0	0	0.00	0.00		
i	Any Other -Specify	0	0	0	0.00	0.00		
i-1		0	0	0	0.00	0.00		

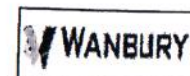


Statement Showing Shareholding Pattern - Table (I)(a)


Wanbury Ltd.

Scrip Code : 524212

Quarter Ended : 30-09-2015



Category code	Category of Shareholder	Number of Shareholders	Total number of shares	Number of shares held in dematerialized form	Total shareholding as a percentage of total number of shares		Shares pledged or otherwise encumbered	
					As a percentage of (A+B) ¹	As a percentage of (A+B+C)	Number of shares	As a % of Total No. of Shares
i-2		0	0	0	0.00	0.00		
	Sub-Total (B)(1)	8	754317	753747	3.78	3.78		
B 2	Non-institutions							
a	Bodies Corporates							
b	Individuals	278	1700911	1696165	8.52	8.52		
	i) upto Rs 1-Lac							
	ii) above Rs1-Lac	16885	4925621	4467228	24.67	24.67		
c	Qualified For.Inv.	65	2292137	2292137	11.48	11.48		
d	Any Other -Clr-Mem	0	0	0	0.00	0.00		
d-1		32	216380	216380	1.08	1.08		
d-2		0	0	0	0.00	0.00		
	-OCB	0	0	0	0.00	0.00		
	-NRI	1	94680	0	0.47	0.47		
		182	206510	189440	1.03	1.03		
	Sub-Total (B)(2)	17443	9436239	8861350	47.25	47.25		
(B)	Total (B)= (B)(1)+(B)(2)	17451	10190556	9615097	51.03	51.03		
	TOTAL (A)+(B)	17454	19969286	16369827		100.00	6750973	33.81
(C)	Held by Custodians against Depository Receipts							
	PROMOTER & PRO GRP							
	PUBLIC	0	0	0		0.00		
		0	0	0		0.00		
	GRAND TOTAL (A)+(B)+(C)	17454	19969286	16369827		100.00	6750973	33.81



Sr.No	Notes



(I)(b) Statement showing holding of securities (including shares, warrants, convertible securities) of persons belonging to the category "Promoter and Promoter Group"

Sr. No.	Ref- No	Name of the shareholder	Total Shares held		Shares pledged or otherwise encumbered			Details of warrant		Details of convertible securities		Total shares (including underlying shares assuming full conversion of warrant and convertible securities) as a % of diluted share capital
			Number	As a % of grand total (A)+(B)+(C)	Number	% of Total shares held	As a % of grand total (A)+(B)+(C)	Number of warrants held	As a % of total No of warrants of the same class	Number of convertible securities held	As a % of total No of convertible securities of the same class	
1	030648	KINGSBURY INVESTMENTS INC.	3024000	15.14	0	0.00	0.00	0	0.00	0	0.00	15.14
2	10004903	EXPERT CHEMICALS (INDIA) PVT. LTD.	6750973	33.81	6750973	100.00	33.81	0	0.00	0	0.00	33.81
3	10093673	EXPERT CHEMICALS (I) PVT LTD	3757	0.02	0	0.00	0.00	0	0.00	0	0.00	0.02
		Total Promoter & Promoter Group	9778730	48.97	6750973	69.04	33.81	0	0.00	0	0.00	48.97



(I)(c)	Statement showing holding of securities (including shares, warrants, convertible securities) of persons (together with PAC) belonging to the category "Public" and holding more than 5% of the total number of shares								
Sr. No.	Ref-Num	Name of the shareholder	Number of shares	Shares as a percentage of total number of shares (i.e., Grand Total (A)+(B)+(C) indicated in Statement at para (I)(a) above)	Details of warrant		Details of convertible securities		Total shares (including underlying shares assuming full conversion of warrant and convertible securities) as a % of diluted share capital
					Number of warrants held	As a % of total No of warrants of the same class	Number of convertible securities held	As a % of total No of convertible securities of the same class	
				0.000					
		Total -Public [5% & above]	0	0.00	0	0.00	0	0.00	0.00



(I)(d) Statement showing details of locked-in shares

Sr. No.	Ref- Num	Name of the shareholder	Number of locked-in shares	Locked-in shares as a percentage of total number of shares {i.e., Grand Total (A)+(B)+(C) indicated in Statement at para (I)(a) above}	Promoter/Promoter Group/Public
		Total Locked in Shares	0	0.00	



(II)(a) Statement showing details of Depository Receipts (DRs)

Sr. No.	Ref-Num	Name of theHolder	Type of outstanding DR (ADRs, GDRs, SDRs, etc.)	Number of outstanding DRs	Number of shares underlying outstanding DRs	Shares underlying outstanding DRs as a percentage of total number of shares {i.e., Grand Total (A)+(B)+(C) indicated in Statement at para (I)(a) above}



(II)(b) Statement showing Holding of Depository Receipts (DRs), where underlying shares held by Promoter/Promoter Group are in excess of 1% of the total number of shares

Sr. No.	Ref-Num	Name of the DR Holder	Type of outstanding DR (ADRs, GDRs, SDRs, etc.)	Number of outstanding DRs	Number of shares underlying outstanding DRs	Shares underlying outstanding DRs as a percentage of total number of shares {i.e., Grand Total (A)+(B)+(C) indicated in Statement at para (I)(a) above}

